

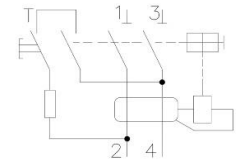


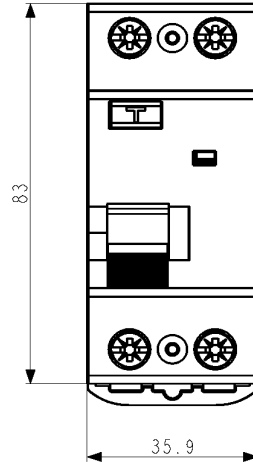
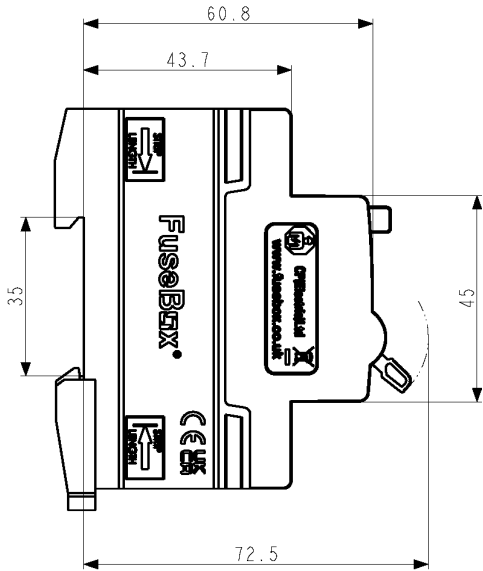
RCD 2P 25-100A TYPE A TYPE S								
RATING (A)	25	40	63	80	80	100	100	 
RATED RESIDUAL OPERATING CURRENT (IΔn)	30mA	30mA	30mA	30mA	100mA	30mA	100mA	
PART NUMBER	RTA250302	RTA400302	RTA630302	RTA800302	RTA801002	RTA100302	RTA1001002S	
TYPE	A	A	A	A	A	A	A+S	
GTIN-13	5060523524136	5060523524143	5060523523382	5060523523399	5060523524150	5060523523467	5060523523733	
STANDARD	EN/IEC 61008-1							
NUMBER OF POLES	2P							
RATED VOLTAGE (Un/AC)	230V							
FREQUENCY (Hz)	50/60							
RATED BREAKING CAPACITY (Icu)	6000A (6kA)							
RATED CURRENT (In)	25, 40, 63, 80, 100							
RESIDUAL CURRENT CHARACTERISTICS	TYPE A (AC AND PULSATING DC UP TO 6mA) , TYPE S (TIME DELAYED)							
RATED RESIDUAL OPERATING CURRENT (IΔn)	0.03/ 0.10							
MECHANICAL ENDURANCE	10,000							
PROTECTION DEGREE (IP)	20							
MAXIMUM TERMINAL CAPACITY	25mm ² (UP TO 80A) / 35mm ² (100A)							
RECOMMENDED TIGHTENING TORQUE (Nm)	2.5Nm							
	<p><i>Poles are not polarity sensitive (i.e. Neutral can be connected on the LHS and Line on RHS or vice versa).</i></p> <p><i>RCDs can be connected with the LOAD to the top or the bottom.</i></p>							
MOUNTING	35mm din rail							
MATERIAL	PA6 (Nylon 6)							
WEIGHT (1PC) Kg	0.23							
INNER CARTON QUANTITY	1							
OUTER CARTON QUANTITY	60							
ORIGIN OF MANUFACTURE	CHINA							



DIMENSIONS

1 POLE

TRIPPING CHARACTERISTICS



RCD TESTING

RCDs ARE MANUFACTURED IN ACCORDANCE WITH IEC/EN61008-1 AND MUST BE TESTED TO THIS SPECIFICATION.

Type A

0.5IΔn

RCD will not trip

1Δn

RCD must trip within 300ms

5IΔn

RCD must trip within 40ms



S type (time delayed)

0.5IΔn

RCD will not trip

1Δn

RCD must trip 130- 500ms

5IΔn

RCD must trip 50 - 150ms

